

Industry and Employment Projections Oregon Still Needs (Skilled) Workers

A Presentation to C-TEC

Lynn Wallis

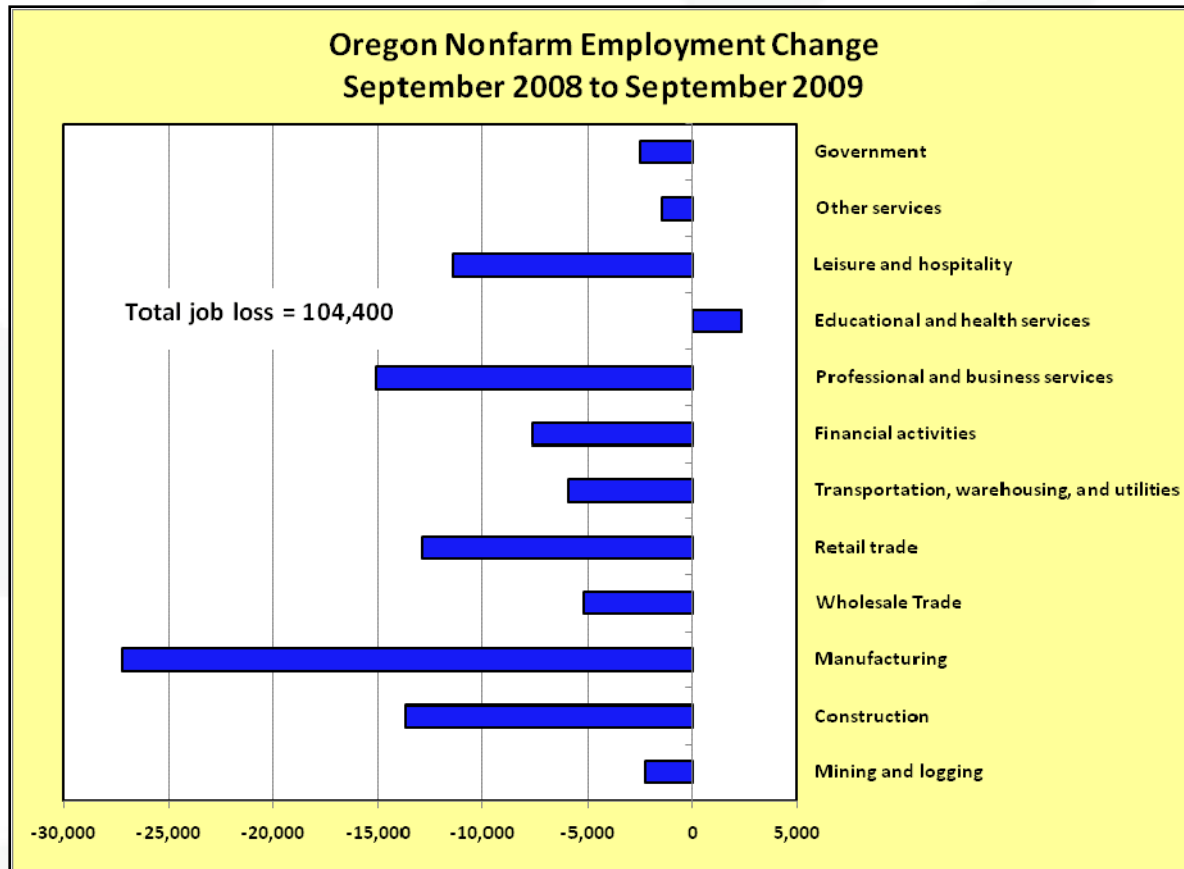
November 19, 2009

Support Business & Promote Employment

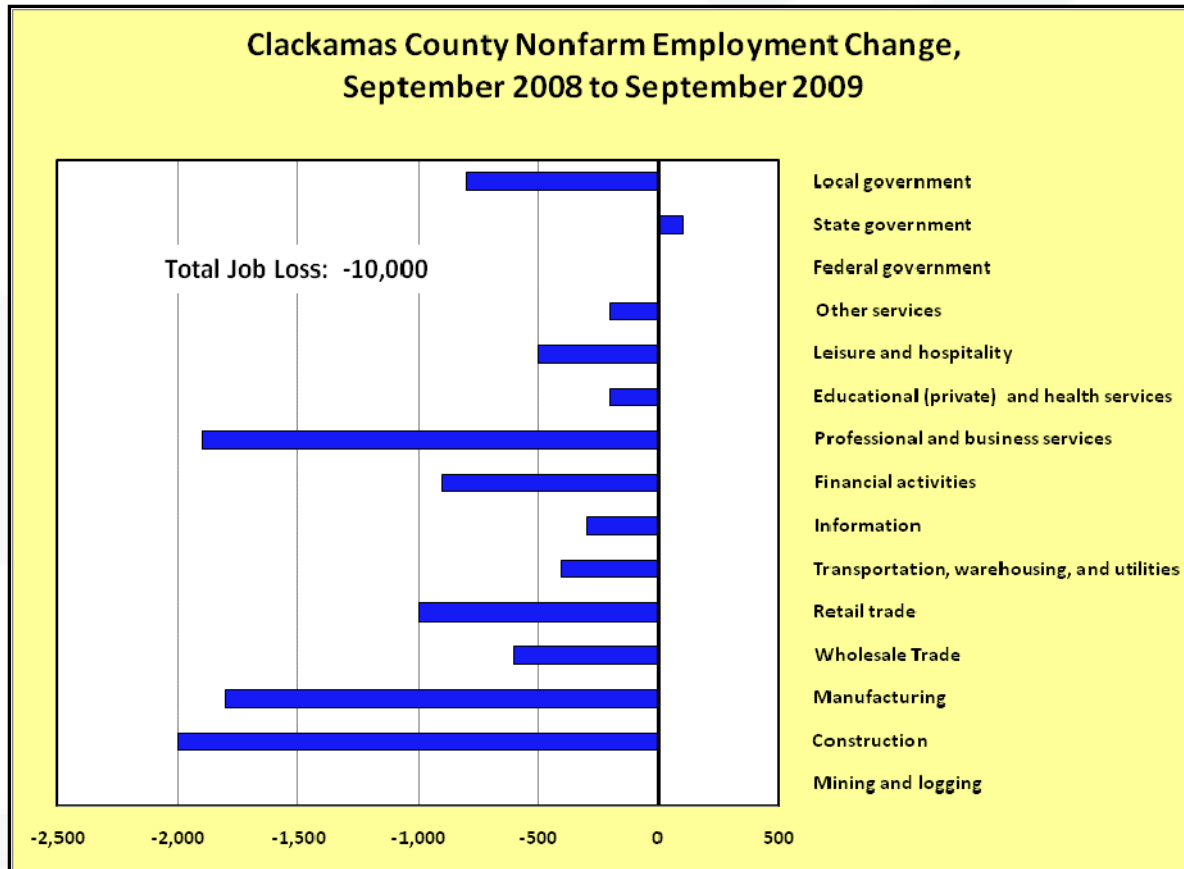
www.WorkSourceOregon.org



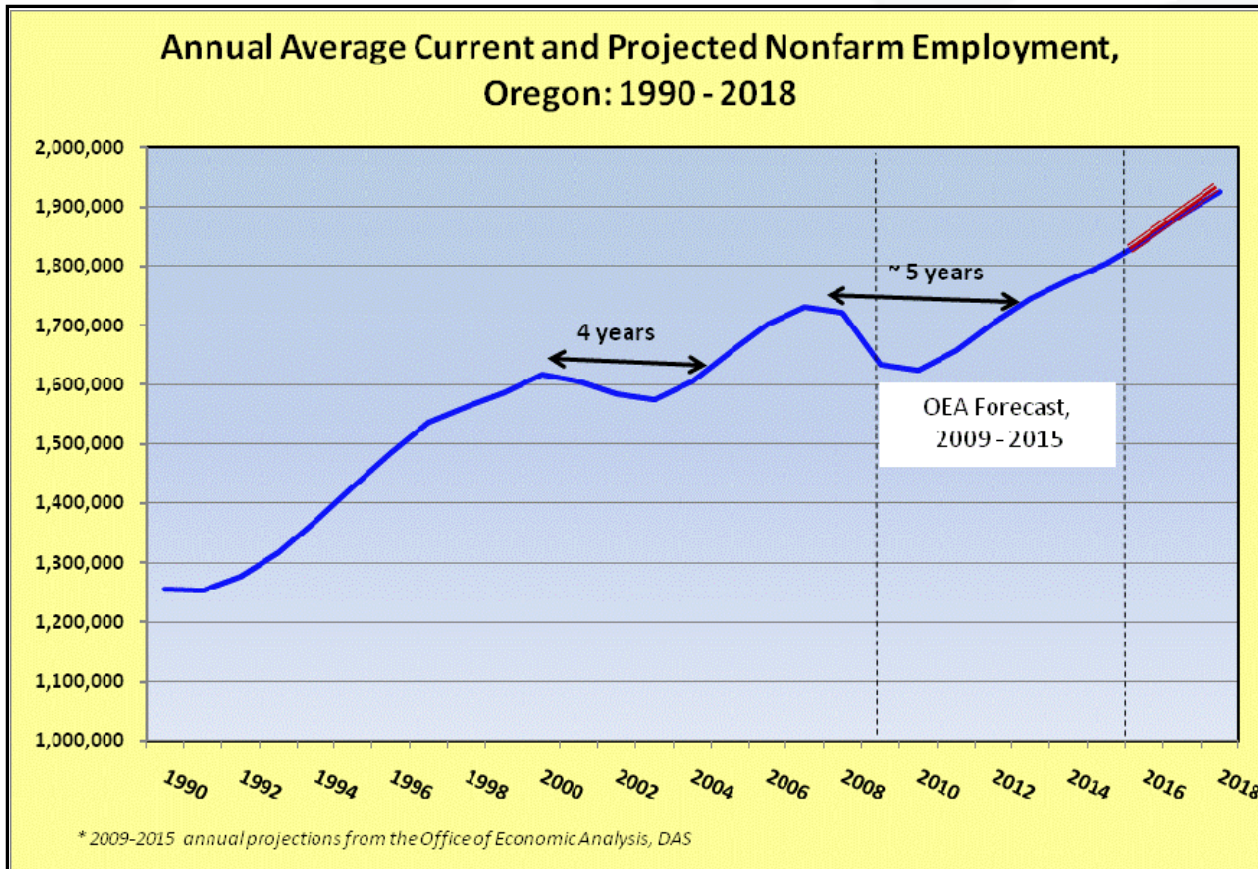
Oregon's Job Losses Sep-2008 to Sep-2009



Clackamas County Job Losses Sep-2008 to Sep-2009



Oregon employment will increase by 160,300 between 2008 and 2018.



✓ 9% growth in employment

✓ lower than the 14% growth rate for 2006-2016

✓ consistent with current 7-year OEA state forecast

Industry Projections 2008-2018



Most broad industry sectors will add jobs with the exception of federal government and manufacturing

Oregon: Industry Employment Forecast, 2008-2018				
Broad Industry	2008	2018	Change	Percent Change
Total payroll employment	1,765,900	1,926,200	160,300	9%
Health care and social assistance	189,800	237,000	47,200	25%
Professional and business services	197,100	224,700	27,600	14%
Retail trade	197,000	216,900	19,900	10%
Accommodation and food services	149,900	168,200	18,300	12%
Local government	189,500	207,700	18,200	10%
Wholesale trade	80,700	88,000	7,300	9%
State government	77,000	83,100	6,100	8%
Other services	60,500	65,400	4,900	8%
Financial activities	101,300	105,100	3,800	4%
Transportation, warehousing, and utilities	58,700	62,400	3,700	6%
Arts, entertainment, and recreation	23,200	26,400	3,200	14%
Educational services	29,700	32,300	2,600	9%
Natural resources and mining	56,200	57,900	1,700	3%
Information	36,100	37,000	900	2%
Construction	94,300	95,000	700	1%
Federal government	29,500	29,000	-500	-2%
Manufacturing	195,400	190,100	-5,300	-3%

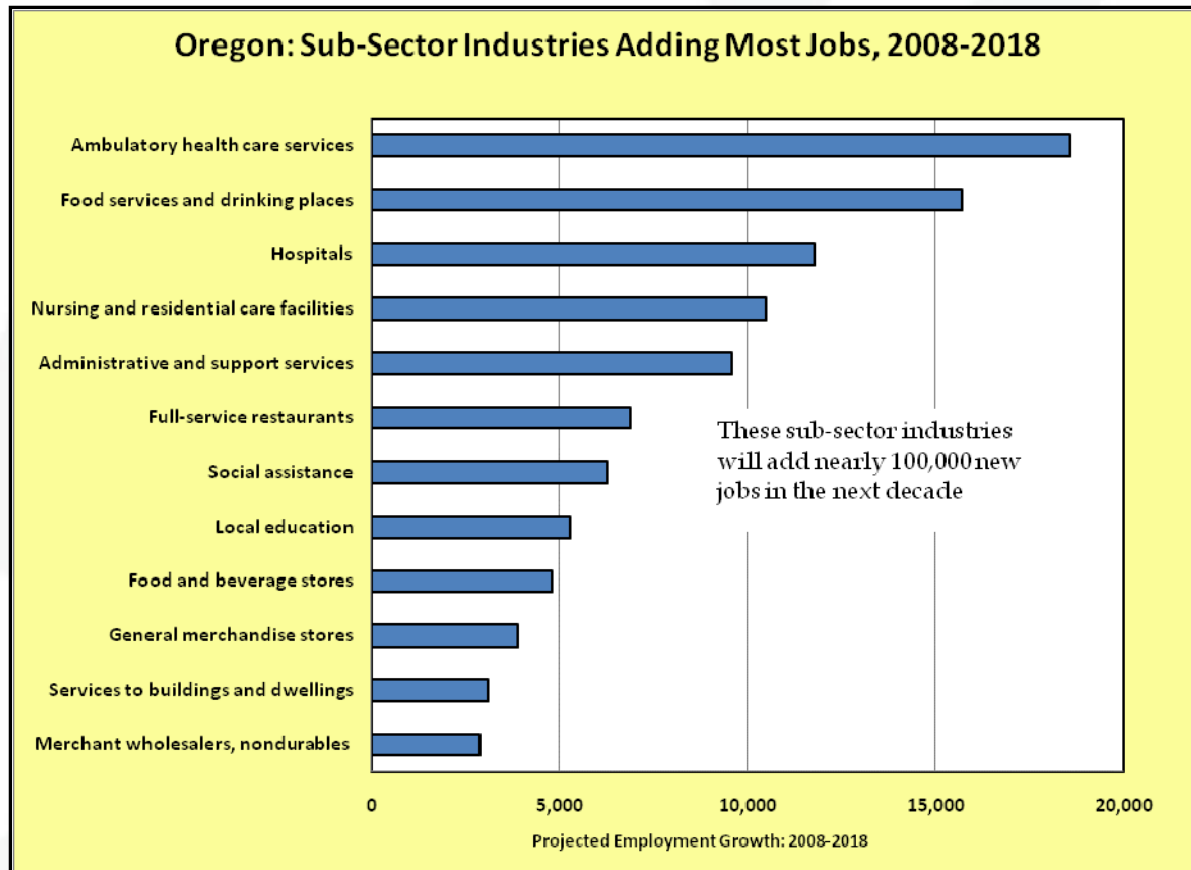


Central and Southern Oregon regions are projected to grow the fastest.

Workforce Region	Counties	2008	2018	Change	Percent Change
10	Crook, Deschutes, Jefferson	81,280	92,340	11,060	13.6%
8	Jackson, Josephine	108,570	119,790	11,220	10.3%
11	Klamath, Lake	26,820	29,470	2,650	9.9%
5	Lane	154,400	169,400	15,000	9.7%
3	Marion, Polk, and Yamhill	197,300	216,400	19,100	9.7%
15	Clackamas	152,380	167,020	14,640	9.6%
2	Multnomah and Washington	712,300	780,500	68,200	9.6%
9	Gilliam, Hood River, Sherman, Wasco, Wheeler	25,740	28,190	2,450	9.5%
1	Clatsop, Columbia, and Tillamook	37,740	41,130	3,390	9.0%
4	Benton, Lincoln, and Linn	103,390	111,540	8,150	7.9%
7	Coos, Curry	30,020	32,240	2,220	7.4%
14	Grant, Harney, Malheur	18,390	19,740	1,350	7.3%
6	Douglas	38,130	40,560	2,430	6.4%
13	Baker, Union, Wallowa	18,820	19,980	1,160	6.2%
12	Morrow, Umatilla	35,530	37,470	1,940	5.5%



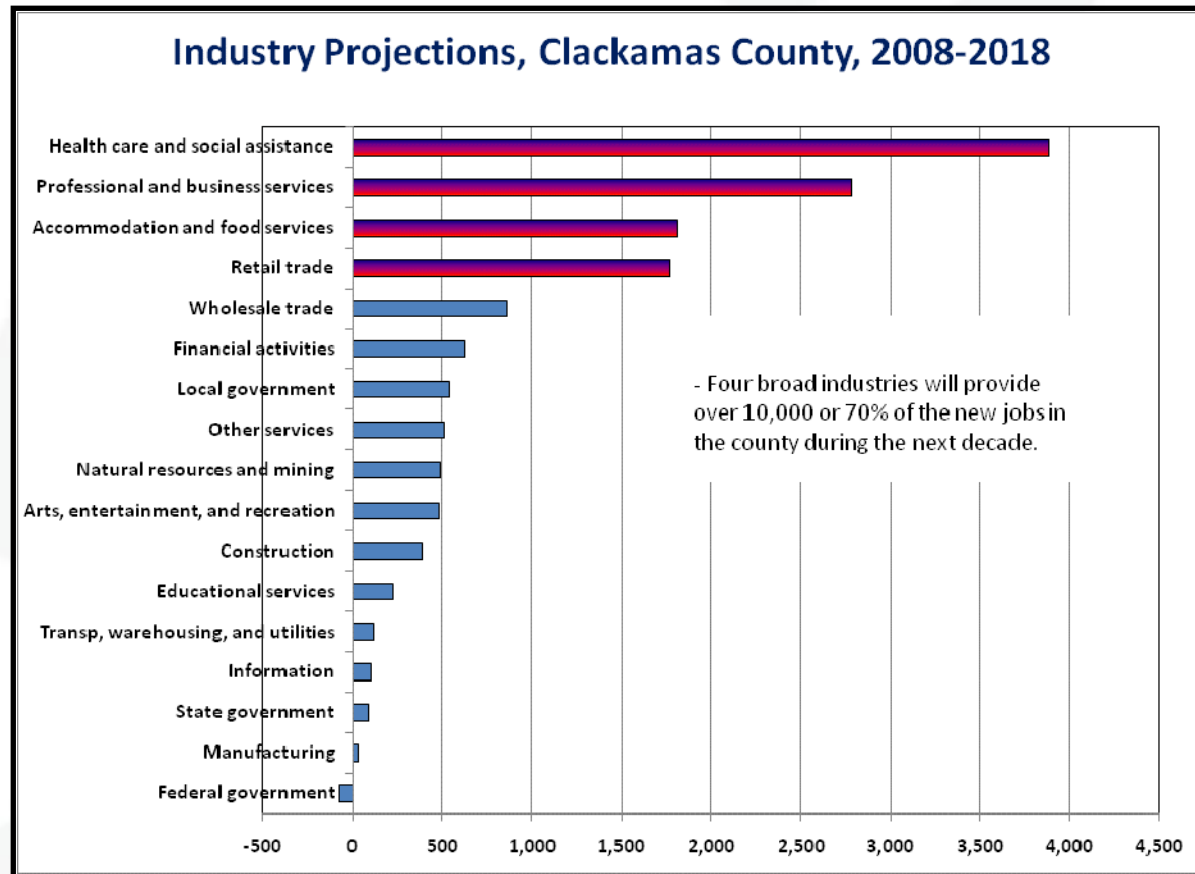
Several industry sectors will add many jobs ... especially health care and food services



A number of industries are projected to decline in employment ... majority in manufacturing



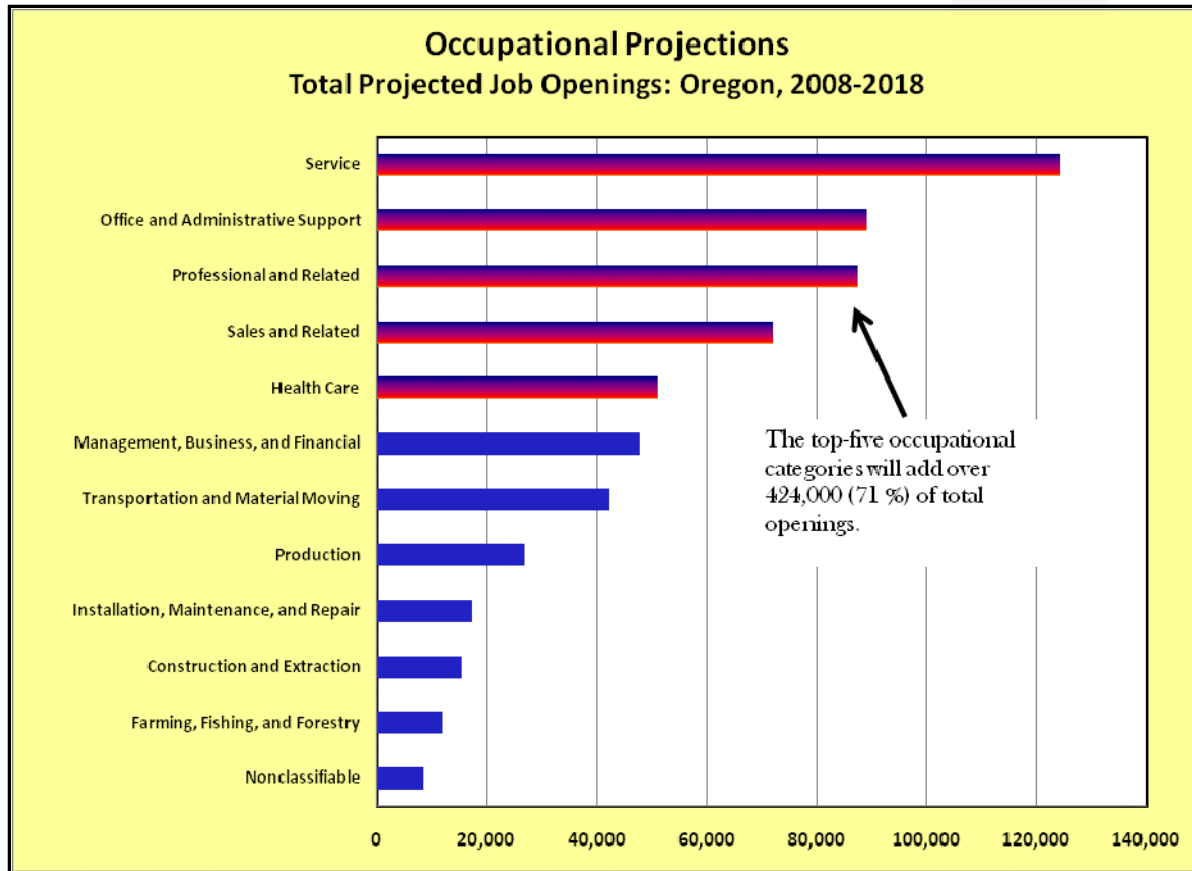
In Clackamas County, services industries will add the majority of jobs ... especially health care



Occupational Projections 2008-2018



All occupational groups are projected to add jobs...



- Relatively low-wage occupations add the most jobs
- Professional and health care contribute to high-wage job growth
- Majority of growth in service, office & admin. support, professional, sales, and health care occupations

All occupational groups are projected to add jobs... More vacancies created by “replacements” than economic growth

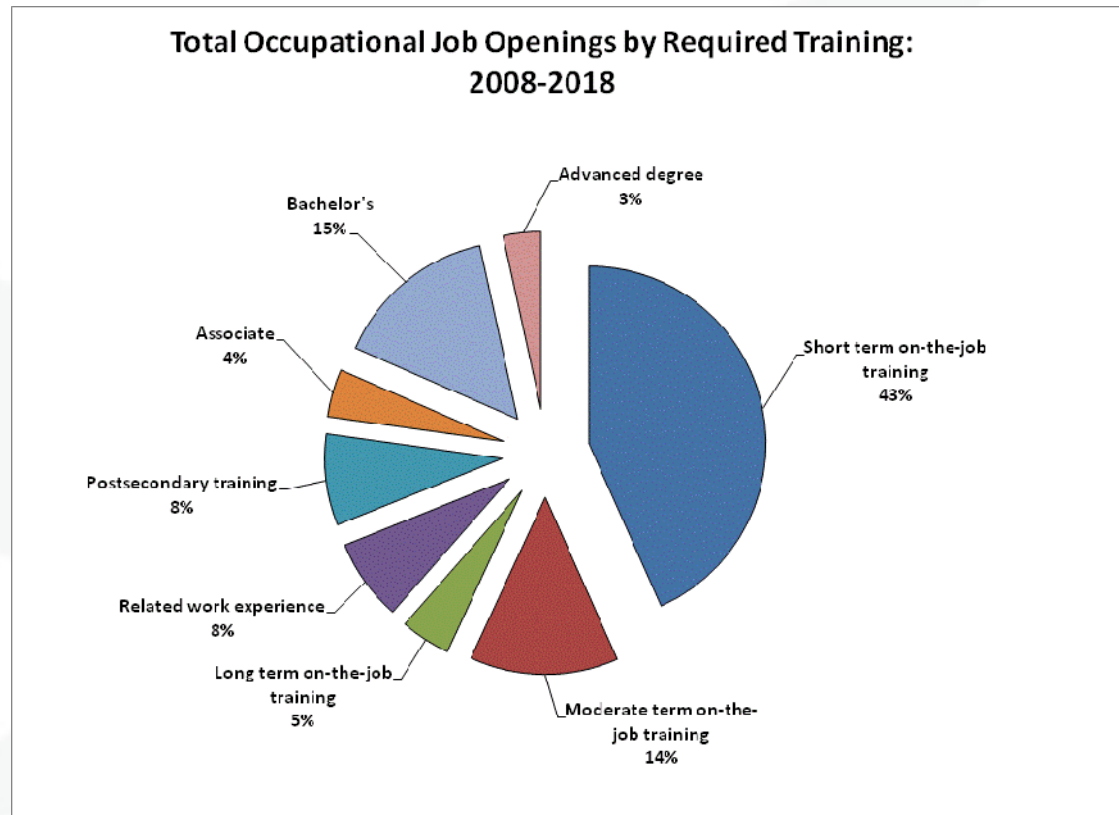


Important Notes

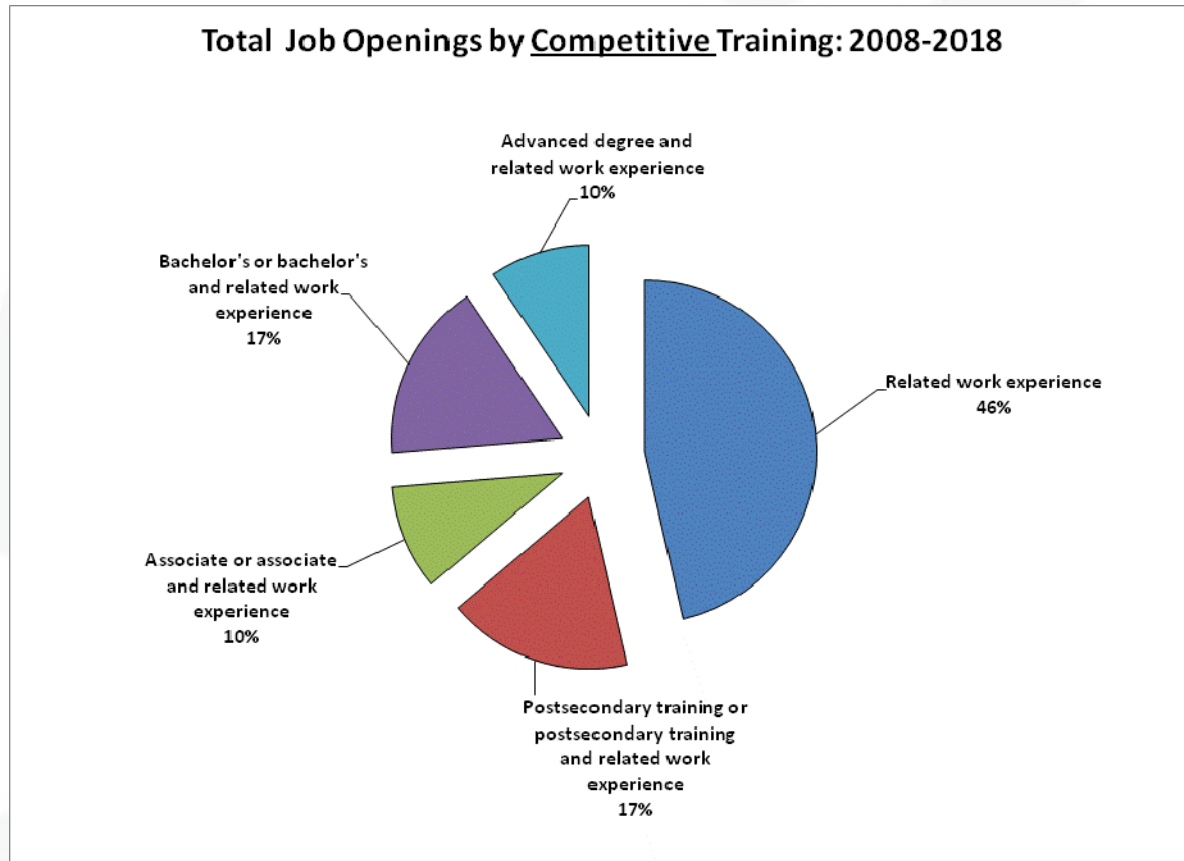
- Almost three-fourths of job openings will be due to replacements
- Health care – only occupations having more growth openings than replacement openings
- Almost no growth openings in production, installation and construction type occupations



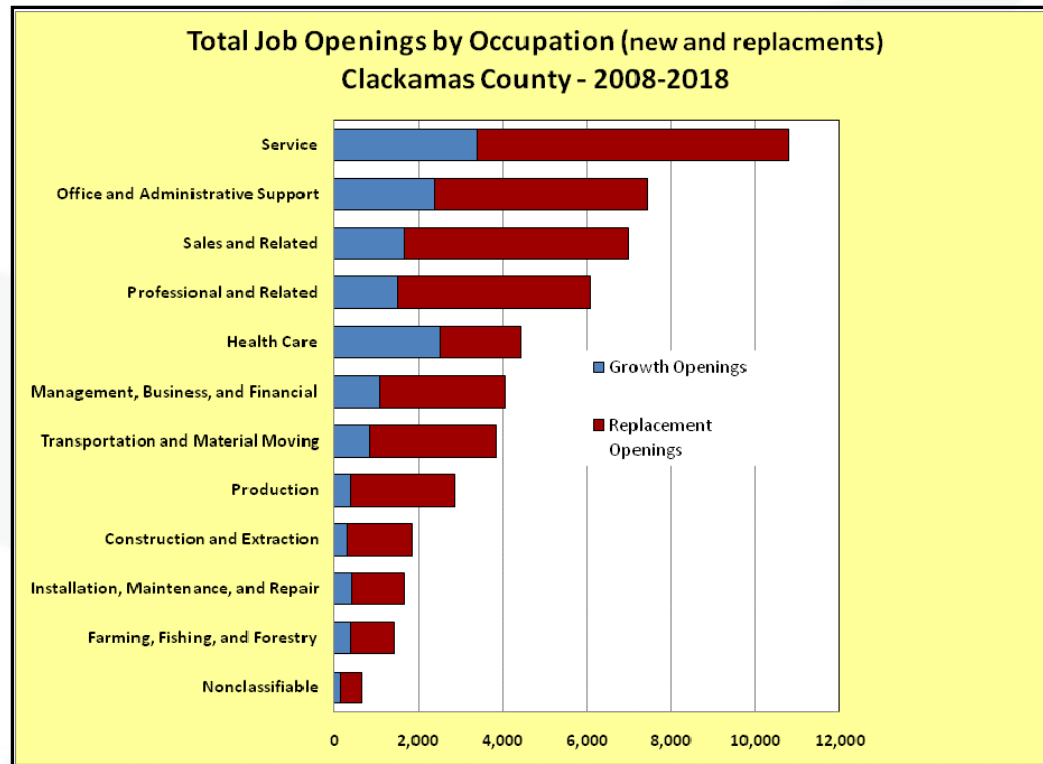
Thirty percent of Oregon's projected job openings will require post-secondary education, based on the minimum educational requirement for each job.



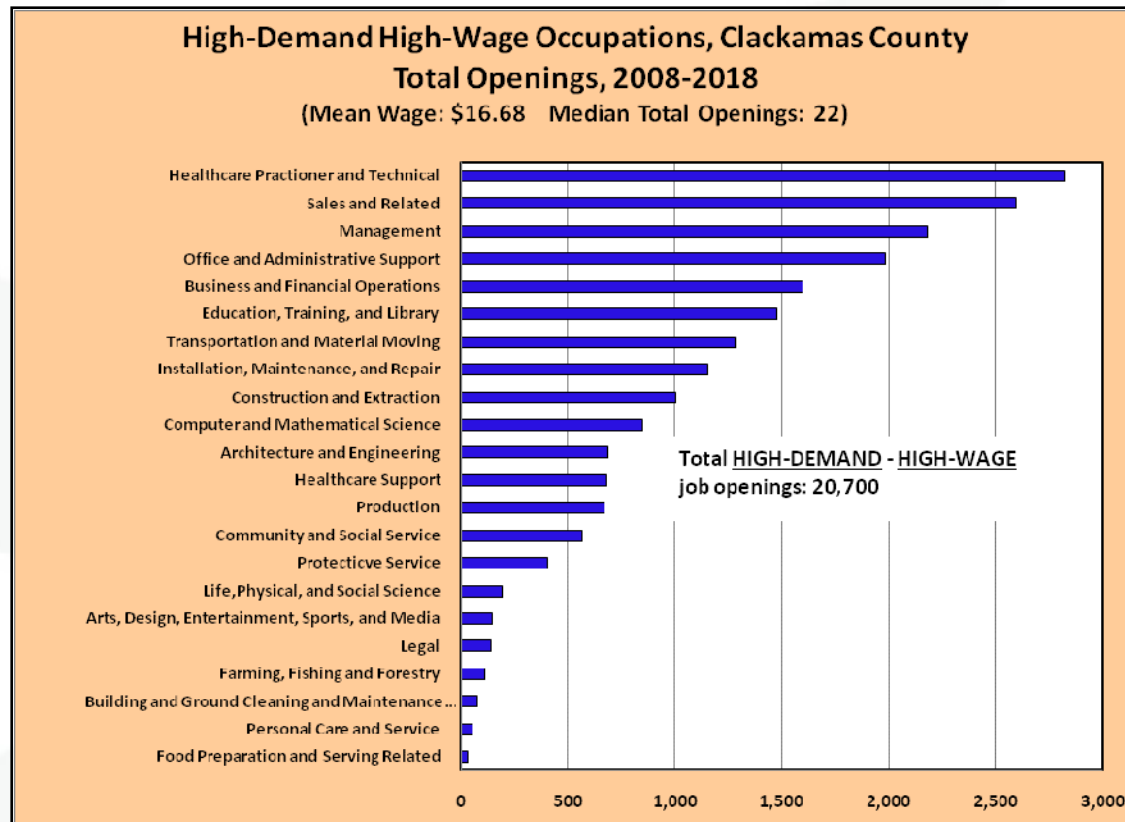
But more than half will require education beyond high school if applicants want to be really competitive.



Clackamas County is expected to have over 52,000 job openings – but most due to replacements



What about the high-demand, high-wage jobs in Clackamas County?



Take Home Messages

- We expect Oregon employment to grow – perhaps more slowly than some would like, and broadly (across many occupations and industries).
- Almost all industries and occupations are growing. Even those that aren't will need new workers, to replace those who leave.
- Replacement openings will outnumber growth openings by nearly 3:1.
- Almost one-third (31%) of Oregon's projected growth and replacement job openings will require post-secondary education or more as the minimum educational requirement.
- More than half (54%) of those openings will require post-secondary education from candidates who want to be really competitive for the positions.



Thank You Questions?

Lynn Wallis, workforce analyst
Workforce and Economic Research
Oregon Employment Department
Lynn.N.Wallis@state.or.us
(971) 673-6453

Please visit our web site – www.QualityInfo.org – for more information about Oregon's economy and workforce.

Support Business & Promote Employment

www.WorkSourceOregon.org

